



# BAR TENDERS & BARISTAS HUB



# Ceado





**MAKE  
THE  
FUTURE**



**Ceado**

MAKE  
THE **CeadoLab**  
FUTURE



## STEADY LOCK GRINDER

This system, unique in the world, ensures in any working stress condition a constant distance between the burrs, allowing to keep the chosen grinding consistency.




Il sistema, unico al mondo, che assicura in ogni condizione di stress lavorativo la costante distanza fra le macine, permettendo di conservare la granulometria impostata.

## QUICK SET GEAR

The harmonious Italian craftsmanship of the Quick Set Gear mechanism lets you adjust the grind consistency with one simple gesture.



L'armoniosa manifattura italiana del meccanismo Quick Set Gear semplifica la regolazione della granulometria attraverso un solo semplice gesto.

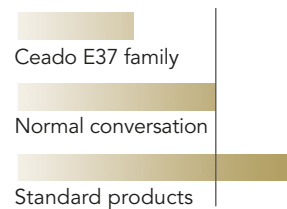


## SILENT SYSTEM



Grinding has never been so quiet! The design and engineering of Ceado coffee grinders work so efficiently that you will not even realize they are in operation.

### Sound level comparison



Macinare non è mai stato così silenzioso! Il design e l'ingegneria dei macinacaffè Ceado lavorano in maniera talmente efficiente che ti sembrerà di non averli accesi.




## SWEEP-OUT DUAL-SPIN TECH

The **SweepOut** system automatically clears the ground coffee from the grinding chamber and preserves the coffee beans. Grinding with the **SweepOut** system keeps the coffee fresh and in perfect condition, improving the performance of normal on-demand coffee grinders.

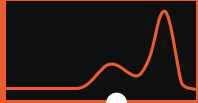


Il sistema **SweepOut** libera automaticamente la camera di macinatura dal caffè macinato e preserva la freschezza dei chicchi. Macinare in **SweepOut** salvaguarda la freschezza e l'integrità del caffè, migliorando le prestazioni dei normali macinacaffè on-demand.



# Grinding Efficiency Class

# KISS MY BURRS



## FRICITION

Treatment and flow of coffee particles.  
Trattamento e scorrimento delle particelle di caffè.

## FINISH

Grade and type of finishing processes.  
Grado e tipologia dei processi di finitura.

## COATING

Flow, hardness and duration of the finish.  
Scorrimento, durezza e durata della finitura.

## GEOMETRY


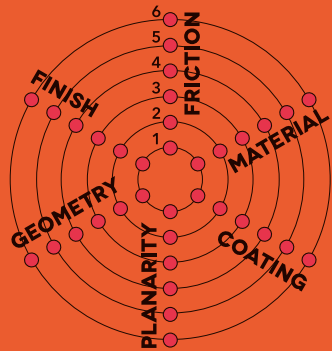
Detailed designed and careful arrangement of the teeth of the burrs, with or without holes.  
Accuratezza del disegno e della disposizione della dentatura, con o senza fori.

## MATERIAL

Hardness and duration of the material used.  
Durezza e durata del materiale utilizzato

## PLANARITY

Efficiency and synergy of the 2 burrs during the grinding process.  
Efficienza e sinergia delle 2 macine durante la macinatura.



**Ceado**  
originals



## SINGLE DOSE GRINDERS

Dedicated to those born for single dose, those seeking single origins, those keen to experiment with single brews: to all those with a distinctive approach to coffee.

---

Dedicato a chi è nato per il single dose, ai ricercatori di single origins, agli sperimentatori di single brews, a tutti coloro che vedono il caffè in modi differenti.



**Ceado**

E37 SINGLE DOSE GRINDER

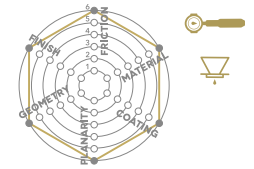
# Z-HERO



## KEEP EXPLORING LIKE A HERO

Ceado E37Z-Hero is the result of Italian craftsmanship and cutting-edge technology in a single-dose coffee grinder, with a functional design which breaks old patterns, equipping baristas with the best features so to express their will to experiment.

Ceado E37Z-Hero significa racchiudere artigianalità e avanguardia tecnologica italiana in un macinacaffè single dose, dal design funzionale che rompe gli schemi del passato, fornendo al barista le migliori skills utili ad esprimere la propria voglia di sperimentare.



Ø83  
DLC  
FLAT BURRS



grinding chamber



no screw burrs




direct input & output

# Z-HERO STATION

Z-Hero station creates customised grinding profiles, so to experiment with different types of extractions.

Z-Hero station crea profili di macinatura personalizzati con cui esplorare differenti estrazioni.

COFFEE  
FLAVOUR  
IS AN  
ADVENTURE



## ZERO RETENTION HERO

- Rpm Control
- Upper and lower burrs with different design
- DLC-coated grinding chamber
- Quick Set Gear unlock
- Steady Lock Grinder
- Z-Hero tools

- Rpm Control
- Macina superiore e macina inferiore con design diverso
- Camera di macinatura DLC-coated
- Quick Set Gear unlock
- Steady Lock Grinder
- Z-Hero tools

E37  
Z-HERO



Voltage / Alimentazione 220-240V • 50-60 hz

Power / Motore 740 W

Rpm 600 – 1500

Net weight / Peso netto 22,0 kg

Gross weight / Peso lordo 29,0 kg

Dimensions 215 x 355 x 400h mm

Burrs / Macine ø 83 flat burrs DLC-coated

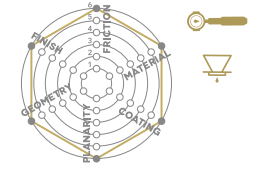
Z-Hero Station dimensions 170x170x205h mm

# E37 SINGLE DOSE GRINDER

# Z-NAKED



## SINGLE DOSING IN ESSENCE



**Ø83  
DLC  
FLAT BURRS**



grinding chamber



no screw burrs



direct input & output





## SHIFT SWIFTLY FROM GRINDING FOR ESPRESSO TO FILTER COFFEE

- Upper and lower burrs with different design
- DLC-coated grinding chamber
- Quick Set Gear unlock
- Steady Lock Grinder
- Single-dose coffee tools

- Macina superiore e macina inferiore con design diverso
- Camera di macinatura DLC-coated
- Quick Set Gear unlock
- Steady Lock Grinder
- Single-dose tools

**E37**  
**Z-NAKED**



<b>Voltage / Alimentazione</b>	220-240V • 50-60 hz
<b>Power / Motore</b>	740 W
<b>Rpm 50hz / 60hz</b>	960 / 1150
<b>Net weight / Peso netto</b>	19,5 kg
<b>Gross weight / Peso lordo</b>	21,5 kg
<b>Dimensions</b>	215 x 355 x 400h mm
<b>Burrs / Macine</b>	ø 83 flat burrs DLC-coated

# E37 SD SINGLE DOSE GRINDER



## BORN FOR SINGLE DOSE




The coffee beans go straight into the grinding chamber. When the **zero-retention bellows** attachment is tapped with the hand, the ground coffee comes right out of the grinding chamber, resetting it for another single dose.

I chicchi entrano direttamente all'interno della camera di macinatura. Battendo con la mano sul **soffietto zero retention**, il caffè macinato uscirà completamente dalla camera di macinatura, resettandola per una nuova single dose.



### Ø83 TITANIUM FLAT BURRS



# FAST SINGLE BREW TRANSITION

The Ceado Quick Set Gear adjustment mechanism can be set rapidly with the touch of a button, shifting swiftly from grinding for espresso to filter coffee.

Un semplice tocco di un pulsante permette di settare rapidamente il meccanismo di regolazione Ceado Quick Set Gear, passando velocemente dalla macinatura per il caffè espresso al caffè filtro.

WDT coffee tools



## COFFEE FLAVOUR IN YOUR HANDS

- Zero-retention bellows
- Removable cover
- Quick Set Gear unlock
- Steady Lock Grinder
- Single-dose coffee tools

- Soffietto zero retention
- Cover sganciabile
- Quick Set Gear unlock
- Steady Lock Grinder
- Single-dose coffee tools



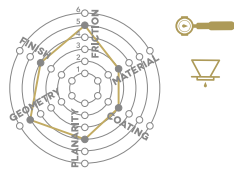
E37 SD

<b>Voltage / Alimentazione</b>	220-240V • 50-60 hz
<b>Power / Motore</b>	400 W
<b>Rpm 50hz / 60hz</b>	960 / 1150 rpm
<b>Net weight / Peso netto</b>	13,2 kg
<b>Gross weight / Peso lordo</b>	14,7 kg
<b>Dimensions</b>	212 x 309 x 370h mm
<b>Burrs / Macine</b>	Flat ø 83 Titanium



**E5** SINGLE DOSE GRINDER  
**SD**

**SINGLE DOSE FOR EVERYONE**



**ø64**  
**ANTIOXIDANT**  
**FLAT BURRS**





## COFFEE FLAVOUR IN YOUR HANDS

- Zero-retention bellows
- Classic Micrometrical Stepless Grinding Adjustment
- Steady Lock Grinder
- Single-dose coffee tools

- Zero-retention bellows
- Regolazione Classic Micrometrical Stepless
- Steady Lock Grinder
- Single-dose coffee tools

E5  
SD



**Voltage / Alimentazione** 220-240V • 50-60 hz

**Power / Motore** 300 W


**Rpm 50hz / 60hz** 1380 / 1650 rpm

**Net weight / Peso netto** 8,5 kg

**Gross weight / Peso lordo** 9,5 kg

**Dimensions** 178 x 212 x 380h mm

**Burrs / Macine** Flat ø 64 Antioxidant



## ON DEMAND GRINDERS

Our on-demand line has always been focused on innovation. The **E37 family** has been developed by creating coffee grinders with a strong identity, designed for all the styles and extraction methods the customer could wish for.

---

La nostra linea on demand è da sempre orientata all'innovazione. La **famiglia E37** è stata sviluppata creando macinacaffè dalla forte identità, progettati per esaltare ogni stile e desiderio di estrazione.

**Ceado**



ON  
DEMAND  
GRINDER  
**E37**  
**S**



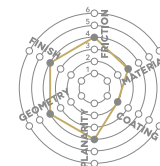
## THE BEST QUALITIES OF THE COFFEE INTACT

- Hands-free operation
- Smart service
- Touch display
- Quick Set Gear
- Steady Lock Grinder

- Operatività con mani libere
- Manutenzione semplice
- Touch display
- Quick Set Gear
- Steady Lock Grinder



**E37**  
**S**



**ø83**  
**FLAT BURRS**

Voltage / Alimentazione	220-240V • 50-60 hz
Power / Motore	500 W
Rpm 50hz / 60hz	1480 / 1700
Net weight / Peso netto	12,3 kg
Gross weight / Peso lordo	13,8 kg
Dimensions	212 x 309 x 557h mm
Burrs / Macine	Flat ø 83
Hopper / Tramoggia	capacity 1600 g



ON  
DEMAND  
GRINDER  
**E37**  
**SL**

ACTIVE  
THERMAL  
CONTROL

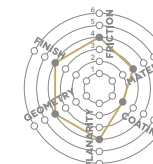


**E37**  
**SL**

## PROTECTS THE CONSISTENCY OF THE COFFEE

- Hands-free operation
- Smart service
- Touch display
- Active Thermal Control
- Quick Set Gear
- Steady Lock Grinder

- Operatività con mani libere
- Manutenzione semplice
- Touch display
- Controllo elettronico di ventilazione
- Quick Set Gear
- Steady Lock Grinder



**ø83**  
**FLAT BURRS**



Voltage / Alimentazione	220-240V • 50-60 hz
Power / Motore	500 W
Rpm 50hz / 60hz	1480 / 1700
Net weight / Peso netto	13,9 kg
Gross weight / Peso lordo	16,0 kg
Dimensions	212 x 309 x 645h mm
Burrs / Macine	Flat ø 83
Hopper / Tramoggia	capacity 1600 g



ON DEMAND GRINDER  
E37  
T



Anti-clogging system

Easy access to the burrs



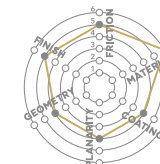
## FASTER AND WITH IMPROVED PERFORMANCE

- Hands-free operation
- Smart service
- Touch display
- Active Thermal Control
- Quick Set Gear
- Steady Lock Grinder

- Operatività con mani libere
- Manutenzione semplice
- Touch display
- Controllo elettronico di ventilazione
- Quick Set Gear
- Steady Lock Grinder



E37  
T



ø83  
TITANIUM  
FLAT BURRS



Voltage / Alimentazione 220-240V • 50-60 hz

Power / Motore 740 W

Rpm 50hz / 60hz 1480 / 1700

Net weight / Peso netto 16,3 kg

Gross weight / Peso lordo 18,4 kg

Dimensions 212 x 309 x 645h mm

Burrs / Macine Flat ø 83 Titanium

Hopper / Tramoggia capacity 1600 g

ON  
DEMAND  
GRINDER  
**E37**  
**K**



Removable  
magnetic  
grid



**A NEW  
CUTTING-EDGE  
EXPERIENCE  
OF CONICAL  
GRINDING**

- Hands-free operation
- Safety grid
- Smart service
- Touch display
- Quick Set Gear
- Steady Lock Grinder

- Operatività con mani libere
- Griglia di sicurezza
- Manutenzione semplice
- Touch display
- Quick Set Gear
- Steady Lock Grinder



**ø71  
CONICAL  
BURRS**

**E37  
K**



<b>Voltage / Alimentazione</b>	220-240V • 50-60 hz
<b>Power / Motore</b>	850 W
<b>Rpm 50hz / 60hz</b>	360 / 290
<b>Net weight / Peso netto</b>	18,4 kg
<b>Gross weight / Peso lordo</b>	20,5 kg
<b>Dimensions</b>	212 x 309 x 655h mm
<b>Burrs / Macine</b>	Conical ø 71
<b>Hopper / Tramoggia</b>	capacity 1600 g

ON  
DEMAND  
GRINDER

E37

R



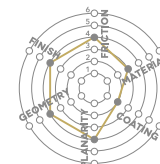
READY TO  
AMAZE  
YOU WITH  
EXCEPTIONAL  
PERFORMANCE

- Hands-free operation
- Smart service
- Touch display
- Quick Set
- Steady Lock Grinder

- Operatività con mani libere
- Manutenzione semplice
- Touch display
- Quick Set
- Steady Lock Grinder



E37  
R



ø64  
FLAT BURRS

Voltage / Alimentazione	220-240V • 50-60 hz
Power / Motore	400 W
Rpm 50hz / 60hz	1480 / 1700
Net weight / Peso netto	11,6 kg
Gross weight / Peso lordo	13,3 kg
Dimensions	212 x 309 x 547h mm
Burrs / Macine	Flat ø 64
Hopper / Tramoggia	capacity 1600 g



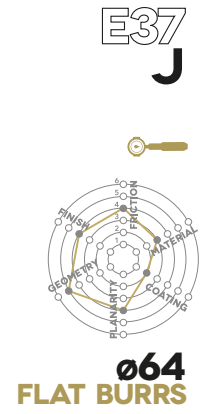
ON DEMAND  
GRINDER  
**E37**  
**J**



## THE BABY OF THE E37 FAMILY!

- Hands-free operation
- Smart service
- Touch display
- Quick Set
- Steady Lock Grinder

- Operatività con mani libere
- Manutenzione semplice
- Touch display
- Quick Set
- Steady Lock Grinder



<b>Voltage / Alimentazione</b>	220-240V • 50-60 hz
<b>Power / Motore</b>	300 W
<b>Rpm 50hz / 60hz</b>	1380 / 1650
<b>Net weight / Peso netto</b>	9,7 kg
<b>Gross weight / Peso lordo</b>	11,4 kg
<b>Dimensions</b>	212 x 309 x 432h mm
<b>Burrs / Macine</b>	Flat ø 64
<b>Hopper / Tramoggia</b>	capacity 600 g



ON  
DEMAND  
GRINDER  
**E6**  
**P** FILTER  
BURRS



## WELCOME TO THE BREW GENERATION

- Hands-free operation
- Touch display
- Classic Micrometrical Stepless Grinding Adjustment
- Steady Lock Grinder

- Operatività con mani libere
- Touch display
- Regolazione Classic Micrometrical Stepless
- Steady Lock Grinder



**ø64**  
**FILTRO**  
**FLAT**  
**BURRS**

**E6**  
**P**  
**FILTER**  
**BURRS**



<b>Voltage / Alimentazione</b>	220-240V • 50-60 hz
<b>Power / Motore</b>	300 W
<b>Rpm 50hz / 60hz</b>	1380 / 1650 rpm
<b>Net weight / Peso netto</b>	8,7 kg
<b>Gross weight / Peso lordo</b>	10,7 kg
<b>Dimensions</b>	178 x 212 x 440h mm
<b>Burrs / Macine</b>	Flat ø 64 Filtro
<b>Hopper / Tramoggia</b>	capacity 600 g

ON  
DEMAND  
GRINDER  
**E7**  
**P**



Hands-free  
operation



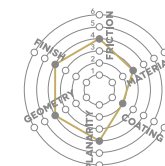
## A RIGHT BALANCE OF PRODUCTIVITY AND CONVENIENCE ON-DEMAND

- Hands-free operation
- Touch display
- Classic Micrometrical Stepless Grinding Adjustment
- Steady Lock Grinder

- Operatività con mani libere
- Touch display
- Regolazione Classic Micrometrical Stepless
- Steady Lock Grinder



**E7**  
**P**



**ø64**  
**FLAT BURRS**

<b>Voltage / Alimentazione</b>	220-240V • 50-60 hz
<b>Power / Motore</b>	400 W
<b>Rpm 50hz / 60hz</b>	1480 / 1700 rpm
<b>Net weight / Peso netto</b>	10,0 kg
<b>Gross weight / Peso lordo</b>	12,0 kg
<b>Dimensions</b>	178 x 212 x 590h mm
<b>Burrs / Macine</b>	Flat ø 64
<b>Hopper / Tramoggia</b>	capacity 1600 g

ON DEMAND  
GRINDER  
**E6**  
**P**

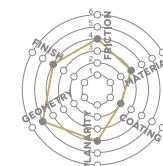


**NEW TOUCH  
DISPLAY  
NEW DESIGN  
EVEN MORE  
PRECISE**

- Hands-free operation
- Touch display
- Classic Micrometrical Stepless Grinding Adjustment
- Steady Lock Grinder

- Operatività con mani libere
- Touch display
- Regolazione Classic Micrometrical Stepless
- Steady Lock Grinder

**E6**  
**P**



**ø64  
FLAT BURRS**

<b>Voltage / Alimentazione</b>	220-240V • 50-60 hz
<b>Power / Motore</b>	300 W
<b>Rpm 50hz / 60hz</b>	1380 / 1650 rpm
<b>Net weight / Peso netto</b>	8,0 kg
<b>Gross weight / Peso lordo</b>	8,9 kg
<b>Dimensions</b>	178 x 212 x 440h mm
<b>Burrs / Macine</b>	Flat ø 64
<b>Hopper / Tramoggia</b>	capacity 600 g

ON  
DEMAND  
GRINDER  
**E5**  
**P**

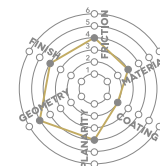


**THE EXTREME  
EASE OF USE  
MAKES IT IDEAL  
FOR EVERY  
OPERATOR  
AND SERVICE**

- Hands-free operation
- Classic Micrometrical Stepless Grinding Adjustment
- Steady Lock Grinder

- Operatività con mani libere
- Regolazione Classic Micrometrical Stepless
- Steady Lock Grinder

**E5**  
**P**



**ø64  
FLAT BURRS**

<b>Voltage / Alimentazione</b>	220-240V • 50-60 hz
<b>Power / Motore</b>	300 W
<b>Rpm 50hz / 60hz</b>	1380 / 1650 rpm
<b>Net weight / Peso netto</b>	7,9 kg
<b>Gross weight / Peso lordo</b>	8,8 kg
<b>Dimensions</b>	178 x 212 x 440h mm
<b>Burrs / Macine</b>	Flat ø 64
<b>Hopper / Tramoggia</b>	capacity 600 g





## DOSER GRINDERS

Grinder/dosers designed for the most demanding baristas. Light alloy housing, asynchronous motor with thermal cut-out and polycarbonate hopper. Made with the finest, most reliable materials.

---

Macinadosatori dedicati ai baristi più esigenti. Struttura in lega leggera, motore asincrono con protezione termica e campana in policarbonato. I materiali migliori con la più alta affidabilità.



**Ceado**

DOSER  
GRINDERS

**E7**

MEDIUM  
TURNOVER

**E8**

HIGH  
TURNOVER



The ground coffee  
will always fall  
in the right place.

Il caffè macinato cadrà  
sempre al posto giusto.



## PRECISION AND USER FRIENDLINESS

- Smart service
- Quick Set
- Steady Lock Grinder
- Overload protection (E7)

- Manutenzione semplice
- Quick Set
- Steady Lock Grinder
- Overload protection (E7)



**ø64  
FLAT  
BURRS**

**ø83  
FLAT  
BURRS**

<b>Voltage / Alimentazione</b>	220-240V • 50-60 hz	220-240V • 50-60 hz
<b>Power / Motore</b>	400 W	740 W
<b>Rpm 50hz / 60hz</b>	1480 / 1700 rpm	1480 / 1700 rpm
<b>Net weight / Peso netto</b>	12,7 kg	17,0 kg
<b>Gross weight / Peso lordo</b>	14,5 kg	19,0 kg
<b>Dimensions</b>	222 x 288 x 615h mm	220 x 300 x 630h mm
<b>Burrs / Macine</b>	Flat ø 64	Flat ø 83
<b>Hopper / Tramoggia</b>	capacity 1600 g	capacity 1600 g
<b>Doser / Dosatore</b>	capacity 280 g	capacity 280 g
<b>Dose adjustment</b>	5.5 + 9 g	5.5 + 9 g



**DOSER  
GRINDER**  
**E9**  
**900RPM**

## CONSISTENCY

The motors with locked bearing optimise heat dispersion and prevent thermal expansion from affecting the particle size by keeping grinding constant whatever the working conditions.

Gli innovativi motori a cuscinetto bloccato ottimizzano la dispersione del calore e impediscono che le dilatazioni termiche compromettano la granulometria, mantenendo la macinatura costante in ogni condizione.



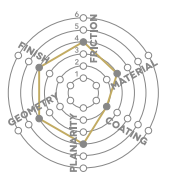
**FOR THOSE  
WHO LOVE  
PRECISION  
AND WANT  
THE BEST**

- Smart service
- Quick Set
- Steady Lock Grinder

- Manutenzione semplice
- Quick Set
- Steady Lock Grinder



**E9**



**ø83  
FLAT BURRS**

<b>Voltage / Alimentazione</b>	220-240V • 50-60 hz
<b>Power / Motore</b>	740 W
<b>Rpm 50hz / 60hz</b>	960 / 1150 rpm
<b>Net weight / Peso netto</b>	17,0 kg
<b>Gross weight / Peso lordo</b>	19,5 kg
<b>Dimensions</b>	220 x 300 x 630h mm
<b>Burrs / Macine</b>	Flat ø 83
<b>Hopper / Tramoggia</b>	capacity 1600 g
<b>Doser / Dosatore</b>	capacity 280 g
<b>Dose adjustment</b>	5.5 ÷ 9 g

DOSER  
GRINDER  
**E15**  
240RPM



Removable  
magnetic  
grid



## THE LOWEST MOTOR RPM ON THE MARKET

- Safety grid
- Smart service
- Quick Set
- Steady Lock Grinder

- Griglia di sicurezza
- Manutenzione semplice
- Quick Set
- Steady Lock Grinder



**E15**

Voltage / Alimentazione 220-240V • 50-60 hz

Power / Motore 900 W

Rpm 50hz / 60hz 240 / 290 rpm

Net weight / Peso netto 19,5 kg

Gross weight / Peso lordo 21,6 kg

Dimensions 226 x 300 x 700h mm

Burrs / Macine Conical ø 71

Hopper / Tramoggia capacity 1600 g

Doser / Dosatore capacity 280 g

Dose adjustment 5.5 ÷ 9 g

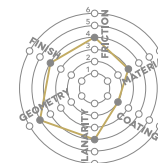
**DOSER  
GRINDERS**

**E6X**  
**E7X**

**AN  
EXTRAORDINARY  
PROFESSIONAL  
GRINDING IN  
A MINIMALIST  
DESIGN**

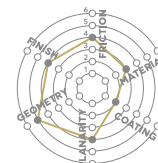


**E6X**



**ø64  
FLAT  
BURRS**

**E7X**



**ø64  
FLAT  
BURRS**

- Classic Micrometrical Stepless Grinding Adjustment
- Steady Lock Grinder
- Overload protection

- Operatività con mani libere
- Regolazione Classic Micrometrical Stepless
- Steady Lock Grinder
- Overload protection

<b>Voltage / Alimentazione</b>	220-240V • 50-60 hz	220-240V • 50-60 hz
<b>Power / Motore</b>	300 W	300 W
<b>Rpm 50hz / 60hz</b>	1380 / 1650 rpm	1380 / 1650 rpm
<b>Net weight / Peso netto</b>	9,1 kg	9,5 kg
<b>Gross weight / Peso lordo</b>	10,8 kg	11,2 kg
<b>Dimensions</b>	178 x 275 x 440h mm	200 x 275 x 590h mm
<b>Burrs / Macine</b>	Flat ø 64	Flat ø 64
<b>Hopper / Tramoggia</b>	capacity 600 g	capacity 1600 g
<b>Doser / Dosatore</b>	capacity 220 g	capacity 280 g
<b>Dose adjustment</b>	5.5 ÷ 9 g	5.5 ÷ 9 g



## RETAIL GRINDERS

The standards of accuracy and ease of use together with the structural characteristics, the 740W motor and the grinder design of the E37T model. This optimizes the performance for grocery stores and micro roasters' needs.

Gli standard di precisione e semplicità d'uso uniti alle caratteristiche costruttive, al motore da 740W e al design del modello E37T, sono stati ottimizzati alle specifiche di drogherie e microtorrefazioni.



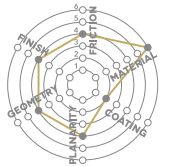
RETAIL GRINDER  
**E8**  
**D**



**NEW BURRS**  
**K110 STEEL**  
**GUARANTEEING**  
**INCREASED**  
**LIFESPAN**  
**AND OUTPUT**



**E8**  
**D**



**ø83**  
**K110**  
**FLAT BURRS**

- Smart service
- Quick Set
- Steady Lock Grinder

- Manutenzione semplice
- Quick Set
- Steady Lock Grinder

<b>Voltage / Alimentazione</b>	220-240V • 50-60 hz
<b>Power / Motore</b>	740 W
<b>Rpm 50hz / 60hz</b>	1480 / 1700 rpm
<b>Net weight / Peso netto</b>	15,8 kg
<b>Gross weight / Peso lordo</b>	17,9 kg
<b>Dimensions</b>	212 x 309 x 635h mm
<b>Burrs / Macine</b>	Flat ø 83 K110
<b>Hopper / Tramoggia</b>	capacity 1600 g

# Coffee Grinders' Comparative Chart

Electronic Grinders	Burrs	rpm		Average Output g/s		Hopper Capacity	Power	Grinding Adjustment Type			Steady Lock Grinder	Sound Proofing	Thermal cut-out	Fan	Dose Setting	Dosing		Portafilter holder	Touch Display	Start	Shot counter			
		mm	50hz	60hz	50hz			60hz	kg	W						Classic Micrometrical Steplless	Quick Set Infinitesimal Steplless					Quick Set Gear Infinitesimal Steplless	Free	Pre-set
E5P	Flat 64	1380	1650	1,7	2	0.6	300	●	X	X	●	X	X	X	●	X	●	X	pulse button	X				
E6P	Flat 64	1380	1650	1,7	2	0.6	300	●	X	X	●	X	digital	●	●	●	●	●	pulse button	●				
E6P Filtro	Flat 64 Filtro	1380	1650	2,5	3	0.6	300	●	X	X	●	X	digital	●	●	WDT Cup holder	●	●	pulse button	●				
E7P	Flat 64	1480	1700	3	3,6	1.6	400	●	X	X	●	X	digital	●	●	●	●	●	pulse button	●				
E37J	Flat 64	1380	1650	1,7	2	0.6	300	X	●	X	●	●	●	X	digital	●	●	●	●	portafilter	●			
E37R	Flat 64	1480	1700	3	3,6	1.6	400	X	●	X	●	●	●	X	digital	●	●	●	●	portafilter	●			
E37S	Flat 83	1480	1700	4	5	1.6	500	X	X	●	●	●	●	X	digital	●	●	●	●	portafilter	●			
E37SL	Flat 83	1480	1700	4	5	1.6	500	X	X	●	●	●	●	digital	●	●	●	●	●	portafilter	●			
E37T	Flat 83 TiN plated	1480	1700	5	6	1.6	740	X	X	●	●	●	●	digital	●	●	●	●	●	portafilter	●			
E37K	Conical 71	360	290	5,5	4,5	1.6	850	X	X	●	●	●	●	digital	●	●	●	●	●	portafilter	●			

Single Dose Grinders	Burrs	rpm		Power	Grinding Adjustment Type			Steady Lock Grinder	Sound Proofing	Thermal cut-out	Fan	Dose Setting	Dosing		Portafilter holder	Touch Display	Start	Shot counter		
		mm	50hz		60hz	W	Classic Micrometrical Steplless						Quick Set Infinitesimal Steplless	Quick Set Gear Infinitesimal Steplless					Free	Pre-set
E37Z-Hero	Flat 83 DLC coated	600 - 1500		740	X	X	●	●	X	●	X	X	●	X	X	X	pulse button	X		
E37Z-Naked	Flat 83 DLC coated	960	1150	740	X	X	●	●	X	●	X	X	●	X	X	X	pulse button	X		
E37SD	Flat 83 TiN plated	960	1150	400	X	X	●	●	●	●	X	X	●	X	X	X	pulse button	X		
E5SD	Flat 64 Antioxidant	1380	1650	300	●	X	X	●	X	●	X	X	●	X	WDT Cup holder	X	pulse button	X		

Doser Grinders	Burrs	rpm		Average Output EC g/min		Hopper Capacity	Doser Capacity	Power	Steady Lock Grinder	Grinding Adjustment Type			Sound Proofing	Thermal cut-out	Fan	Overload protection	Auto Off	Auto Start	Auto Stop	Timer				
		mm	50hz	60hz	50hz					60hz	kg	g									W	Classic Micrometrical Steplless	Quick Set Infinitesimal Steplless	Quick Set Gear Infinitesimal Steplless
E6X Manual	Flat 64	1380	1650	102	120	0.6	220	300	●	●	X	X	X	●	X	●	X	X	X	X				
E6X Timer	Flat 64	1380	1650	102	120	0.6	220	300	●	●	X	X	X	●	X	X	X	X	X	0-60s				
E6X Auto	Flat 64	1380	1650	102	120	0.6	220	300	●	●	X	X	X	●	X	●	X	●	●	X				
E7X Manual	Flat 64	1380	1650	102	120	1.6	280	300	●	●	X	X	X	●	X	●	X	X	X	X				
E7X Timer	Flat 64	1380	1650	102	120	1.6	280	300	●	●	X	X	X	●	X	X	X	X	X	0-60s				
E7X Auto	Flat 64	1380	1650	102	120	1.6	280	300	●	●	X	X	X	●	X	●	X	●	●	X				
E7 Manual	Flat 64	1480	1700	144	174	1.6	280	400	●	X	●	X	●	●	X	●	X	X	X	X				
E7 Auto	Flat 64	1480	1700	144	174	1.6	280	400	●	X	●	X	●	●	X	●	●	●	●	X				
E8 Auto	Flat 83	1480	1700	240	300	1.6	280	740	●	X	●	X	●	●	●	X	●	●	●	X				
E9 Auto	Flat 83	960	1150	210	270	1.6	280	740	●	X	●	X	●	●	●	X	●	●	●	X				
E15 Auto	Conical 71	240	290	240	300	1.6	280	900	●	X	●	X	●	●	●	X	●	●	●	X				

Retail Grinders	Burrs	rpm		Average Output EC g/min		Hopper Capacity	Power	Steady Lock Grinder	Grinding Adjustment Type			Sound Proofing	Thermal cut-out	Fan			
		mm	50hz	60hz	50hz				60hz	kg	W				Classic Micrometrical Steplless	Quick Set Infinitesimal Steplless	Quick Set Gear Infinitesimal Steplless
E8D	Flat 83 K110	1480	1700	270	330	1.6	740	●	X	●	X	●	●				

Description: ● - included X - not available

Average output is calculated at standard Italian Espresso Consistency

(Italian Espresso basic numbers: 7g of ground coffee, 25-30 ml of espresso in 25-30s extraction time).

Certifications list



MAKE  
THE **Ceado**lab  
FUTURE



## JUICE FIT

Meticulous attention has been paid to the design, to ensure minimal waste and best performance, for even the hardest to juice leafy vegetables.


Ricerca maniacale nel design per minimizzare gli sprechi, garantendo la resa migliore anche dall'estrazione del succo da vegetali in foglia.



## MAGNETIC CONTROL

Dishwashing is quick and easy, as the basket with magnetic catch and parts in contact with food are simple to remove and replace, with no tool required.

Ad ogni lavaggio, il cestello ad aggancio magnetico e tutti i componenti in contatto con alimenti, sono smontabili senza attrezzi e facilmente lavabili in lavastoviglie.

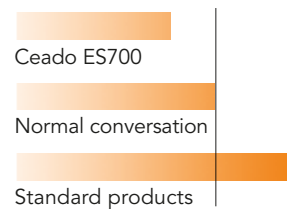


## SILENT SYSTEM



Work at the bar has never been so quiet! The design and engineering of Ceado units work so efficiently that you will not even realize they are in operation.

### Sound level comparison



Lavorare al bar non è mai stato così silenzioso! Il design e l'ingegneria delle unità Ceado lavorano in maniera talmente efficiente che ti sembrerà di non averle accese.



## DYNAMIC SPIN



The experience of Ceado in the blender sector has allowed for the development of specific designs for blades and pressing systems, capable of balancing the consistency of any preparation, associating it to high production performance.

L'esperienza Ceado nel settore dei blender ha permesso di sviluppare design specifici, per lame e sistemi di pressatura, capaci di equilibrare la consistenza di ogni preparazione, associando alte performance produttive.







## FRESH JUICERS

Being able to meet the demands of an increasingly aware market, attentive to nutritional issues, and the requirements for high production performance: that's the secret behind the success story of the Fresh Juicers line by Ceado.

---

Rispondere alle richieste di un mercato sempre più consapevole e attento ai temi nutrizionali, combinati alle esigenze di performance produttive, rappresenta il successo della gamma Fresh Juicers by Ceado.



**Ceado**

FRESH JUICE  
EXTRACTOR

ES  
900

HIGH  
TURNOVER  
JUICE BARS



Through  
the counter  
automatic  
pulp ejection



Double  
feed chute  
for fruits &  
vegetables.



## HEAVY DUTY INCREASED OUTPUT

- Non-stop service
- Dishwashing quick & easy
- Easy assembling
- Pulp Retainer
- Light alloy body
- Ceado Silent System

- Operatività non-stop
- Lavaggio rapido in lavastoviglie
- Assemblaggio facile
- Pulp Retainer
- Corpo in lega leggera
- Ceado Silent System



ES  
900

h24

Over 20 kg  
of fruit and  
vegetables  
a day

Voltage 220-240 V • 50-60 hz

Power 1000 W

Rpm 50hz / 60hz 3000 / 3600 rpm

Net weight 23,0 kg

Gross weight 27,0 kg

Dimensions 290 x 538 x 530h mm

Feed Chute ø 50 mm - ø 75 mm

Note Additional voltage models available

FRESH JUICE  
EXTRACTOR

ES  
700

HIGH  
TURNOVER  
JUICE BARS



PULP  
RETAINER  
FOR  
GENUINE  
JUICE

Wash & go!  
No tool  
required



**TWO LITRES  
OF JUICE  
IN JUST  
A MINUTE!**

- Non-stop service
- Dishwashing quick & easy
- Easy assembling
- Pulp Retainer
- Light alloy body
- Ceado Silent System

- Operatività non-stop
- Lavaggio rapido in lavastoviglie
- Assemblaggio facile
- Pulp Retainer
- Corpo in lega leggera
- Ceado Silent System



ES  
700

h24

Over 10 kg  
of fruit and  
vegetables a day

Voltage	220-240 V • 50-60 hz
Power	800 W
Rpm 50hz / 60hz	3000 / 3600 rpm
Net weight	19,2 kg
Gross weight	21,5 kg
Dimensions	290 x 538 x 512h mm
Feed Chute	ø 50 mm - ø 75 mm
Note	Additional voltage models available

FRESH JUICE  
EXTRACTOR

ES  
500

MEDIUM  
SIZE JUICE  
BARS



Dishwashing  
is quick  
and easy

75mm  
diameter,  
no chopping  
or peeling  
required



## COMPACT AND LIGHTWEIGHT FUNCTIONAL AND QUIETER THAN EVER

- Non-stop service
- Dishwashing quick & easy
- Easy assembling
- Pulp Retainer
- Light alloy body
- Ceado Silent System

- Operatività non-stop
- Lavaggio rapido in lavastoviglie
- Assemblaggio facile
- Pulp Retainer
- Corpo in lega leggera
- Ceado Silent System



ES  
500

h24

Up to 10 kg  
of fruit a day

Voltage	220-240 V • 50-60 hz
Power	700 W
Rpm 50hz / 60hz	3000 / 3600 rpm
Net weight	14,4 kg
Gross weight	16,4 kg
Dimensions	242 x 495 x 512h mm
Feed Chute	ø 75 mm
Note	Additional voltage models available

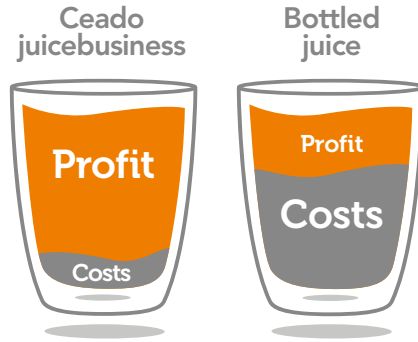
# Make great profits with the Ceado #juicebusiness



**Hey Barista, don't sleep!**

Freshly squeezed juice generates more profit than bottled juice.

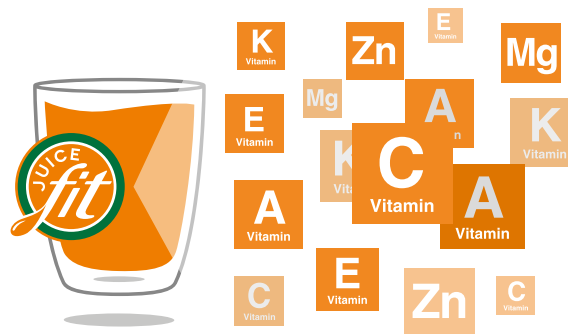
Il succo fresco genera più profitti rispetto al succo in bottiglietta.



## Fast profits

By selling only 10 juice servings per day, your investment is recovered in just 8 weeks. **A medium size bar, with 30 juice servings per day, can start looking at its profits in just about 2 weeks!**

Con solo 10 succhi al giorno rientri dall'investimento in appena 8 settimane. **La produzione di un medio juice bar è di 30 succhi al giorno, in sole 2 settimane puoi iniziare a realizzare profitti!**



Juices x day	Return on investment	Business target
10	8 weeks	Entry level
20	4 weeks	Small BAR
30	2 weeks	Medium Juice BAR

## Healthy Lifestyle

The market is looking more and more toward natural and healthy beverages, freshly made. **Ceado Juice Fit extracts the juice at low temperature, therefore preserving all natural vitamins.**

Il mercato richiede sempre più bevande naturali e salutari, **il Juice Fit Ceado estrae il succo a bassa temperatura preservando tutte le vitamine naturali.**

# Easy recipes!

The necessary ingredients are few and inexpensive. To mix them in order to produce lots of recipes is easy and quick!

Gli ingredienti da usare sono pochi ed economici. Combinarli per creare tante ottime ricette è facile e veloce.



## 1 serving 300ml

**Tonic**  
150gr Oranges, 200gr Apple, 200gr Carrots.

**Classic**  
200gr Apple, 200gr Carrots, 2cm Ginger root.

**Detox**  
100gr Leafy greens, 200gr Apples, 200gr Carrots, 2cm Ginger root.

**Green**  
500gr Leafy greens.

**Zest**  
200gr Apples, 150gr Lemons, 200gr Leafy greens.

Fruit juices described here are the most requested and profitable, but with Ceado Juicers, many other recipes are available. We recommend using seasonal produce, locally grown.

I succhi freschi qui descritti sono i più richiesti e redditizi, ma con i Juicers Ceado sono realizzabili tante altre ricette. Consigliamo i prodotti di stagione e a km zero.

COLD PRESS  
JUICER

CP

150

FRUITS  
VEGGIES  
NUTS



Anti-blocking  
mesh filter



HIGH  
YIELD  
PRESSING



## COMPACT COLD PRESS PRODUCTIVE ON THE COUNTERTOP

- Non-stop service
- Dishwashing quick & easy
- Anti dripping drum cap
- Easy assembling
- Stainless steel body
- Ceado Silent System

- Operatività non-stop
- Lavaggio rapido in lavastoviglie
- Guscio anti sgocciolatura
- Assemblaggio facile
- Corpo in acciaio inossidabile
- Ceado Silent System



CP  
150

h24

1 juice jug &  
1 pulp jug  
included

Voltage 220-240 V • 50-60 hz

Power 400 W

Rpm 70 rpm

Net weight 15,5 kg

Gross weight 17,5 kg

Dimensions 180 x 400 x 465h mm

Feed Chute ø 60 mm

Note Additional voltage models available

CITRUS  
JUICERS

S98  
SL98

AUTOMATIC



Two  
interchangeable  
reamers



MOST  
POPULAR  
CITRUS  
JUICERS  
ON THE  
MARKET



S  
98

SL  
98



- Juice Fit design
- Light alloy body
- Safety cut-out
- Ceado Silent System

- Juice Fit design
- Corpo in lega leggera
- Protezione termica
- Ceado Silent System

<b>Voltage</b>	220-240V • 50-60 hz	220-240V • 50-60 hz
<b>Power</b>	250 W	300 W
<b>Rpm</b>	1400 rpm	1400 rpm
<b>Net weight</b>	6,5 kg	8,5 kg
<b>Gross weight</b>	7,8 kg	9,8 kg
<b>Dimensions</b>	240 x 200 x 380h mm	230 x 200 x 360h mm
<b>Note</b>	Additional voltage models available	Additional voltage models available



## BLENDERS

The experience of Ceado in the blender sector has allowed for the development of specific designs for blades and pressing systems, capable of balancing the consistency of any preparation, associating it to high production performance.

---

L'esperienza Ceado nel settore dei blender ha permesso di sviluppare design specifici, per lame e sistemi di pressatura, capaci di equilibrare la consistenza di ogni preparazione, associando alte performance produttive.



**Ceado**



# BLENDER B 285



## MADE TO LOWER NOISE THANKS TO THE SILENT SYSTEM COVER

- App automatic cycles
- Manual mode
- Square 1.5l jug
- Juice Fit design
- Dynamic Spin
- Ceado Silent System

- App cicli automatici
- Funzionamento manuale
- Contenitore quadrangolare 1,5l
- Juice Fit design
- Dynamic Spin
- Ceado Silent System



<b>Voltage</b>	220-240 V • 50-60 hz	220-240 V • 50-60 hz
<b>Power</b>	1300 W	1300 W
<b>Rpm</b>	6000/28000 rpm	6000/28000 rpm
<b>Net weight</b>	8,4 kg	8,8 kg
<b>Gross weight</b>	9,6 kg	9,7 kg
<b>Dimensions</b>	195 x 315 x 330h mm (h355 open)	195 x 220 x 486h mm (h501 open)
<b>Note</b>	Additional voltage models available	Additional voltage models available

BLENDER

B  
283



## SMOOTHIES MILKSHAKES FROZEN DRINKS IN A COMPLETELY AUTOMATIC WAY

- 6 automatic cycles
- Manual mode
- Square 1.5l jug
- Juice Fit design
- Dynamic Spin

- 6 cicli automatici
- Funzionamento manuale
- Contenitore quadrangolare 1,5l
- Juice Fit design
- Dynamic Spin

B  
283



Yield and texture of the blend are optimised with the design of the new Dynamic Spin blades.

Resa e consistenza dei blend sono ottimizzati dal disegno delle nuove lame Dynamic Spin.

**Voltage** 220-240 V • 50-60 hz

**Power** 1300 W

**Rpm** 6000/28000 rpm

**Net weight** 4,9 kg

**Gross weight** 5,8 kg

**Dimensions** 195 x 180 x 450h mm

**Note** Additional voltage models available

BLENDERS

**B185**  
**B280**



The new fastening system secures the jug quickly and simply



**PERFECT BLENDS EVEN DURING THE MOST INTENSE WORKING MOMENT**

- Speed selection
- Pulse mode
- 1.5l container
- Juice Fit design
- Dynamic Spin (B280)

- Selezione della velocità
- Modalità impulso
- Contenitore 1,5l
- Juice Fit design
- Dynamic Spin (B280)

**B**  
**185**



**B**  
**280**



<b>Voltage</b>	220-240 V • 50-60 hz	220-240 V • 50-60 hz
<b>Power</b>	900 W	1300 W
<b>Rpm</b>	20000/24000 rpm	18000/28000 rpm
<b>Net weight</b>	3,9 kg	4,8 kg
<b>Gross weight</b>	4,9 kg	5,7 kg
<b>Dimensions</b>	170 x 170 x 460h mm	195 x 180 x 450h mm
<b>Note</b>	Additional voltage models available	Additional voltage models available

**X  
185**

The B185 blender version with a 1.5l stainless steel container. You can select working speed and pulse mode. Two-section lid to add ingredients during mixing.

La versione del blender B185 con il contenitore in acciaio inossidabile da 1,5l. Velocità di lavoro selezionabile e modalità impulso. Coperchio in due parti per aggiungere ingredienti durante la miscelazione.

**B  
181**

Blender for the preparation of frozen and smoothies. The 0.9l container with a triangular section is ideal to pour ice based cocktails, more dense and compact. Thanks to the optional ice-breaker, you can prepare delicious granatine in seconds. You can select working speed and pulse mode.



Blender per la preparazione di frozen e smoothies. Il contenitore da 0,9l a sezione triangolare è ideale per versare i cocktails a base di ghiaccio più densi e compatti. Grazie al frangighiaccio opzionale, si possono preparare deliziose granatine in pochi secondi. Velocità di lavoro selezionabile e modalità impulso.

**B  
180**

Clear 0.9l polycarbonate container. Ideal for preparing 1 or 2 servings of frozen cocktails. You can select working speed and pulse mode. Two-section lid to add ingredients during mixing.



Contenitore in policarbonato trasparente da 0,9l. Ideale per la preparazione di 1 o 2 porzioni di frozen cocktails. Velocità di lavoro selezionabile e modalità impulso. Coperchio in due parti per aggiungere ingredienti durante la miscelazione.

**X  
181**

The blender X181 offers the same features as model B180 except for the 0.9l container, which is in stainless steel. The easy pad allows you to select the desired speed as well as the pulse mode.

All the Ceado blenders come with 2-part rubber lid for adding ingredients during mixing and blending.

Il frullatore X181 offre le stesse caratteristiche del modello B180. A differenza di quest'ultimo, il contenitore è in acciaio inox da 0,9l. La easy pad consente di selezionare la velocità di lavoro e l'utilizzo della modalità impulso.

Tutti i blender Ceado sono dotati di coperchio in due parti per aggiungere facilmente ingredienti durante la miscelazione.

**X  
187**

Blender used in kitchens to prepare vegetable sauces, and in pastry and ice cream shops to prepare fruit bases for ice creams or sweets.

X187 is equipped with a 2.5l stainless steel container with handle. You can select working speed and pulse mode. Two-section lid to add ingredients during mixing.

Frullatore utilizzato nelle cucine per la preparazione di salse vegetali e nei laboratori di pasticceria e gelateria per la preparazione di basi di frutta per gelati o dolci.

X187 è dotato di contenitore in acciaio inossidabile da 2,5l con impugnatura. Velocità di lavoro selezionabile e modalità impulso. Coperchio in due parti per aggiungere ingredienti durante la miscelazione.

**XB  
409**

This is the high-performance blender used in commercial kitchens or confectionery/ice-cream workshops. With its large 4l stainless steel container with two handles, sauces, dressings and fruit bases for cakes/pastries and ice creams can be easily and quickly prepared. The lid with safety hooks allows also to work at high temperature.

Blender ad alte prestazioni utilizzato nelle cucine o nei laboratori di gelateria o pasticceria. Capiente contenitore da 4l in acciaio inossidabile con doppia impugnatura per preparare facilmente ed in poco tempo salse, condimenti e basi di frutta per dolci e gelati. Il coperchio con ganci di sicurezza consente anche lavorazioni a caldo.



Voltage 220-240V • 50-60 hz

Power / Motore 900 W

Rpm 20000/24000 rpm

Net weight / P. netto 3,9 kg

Gross weight / P. lordo 4,9 kg

Dimensions 170 x 170 x 460h mm

Voltage 220-240V • 50-60 hz

Power / Motore 900 W

Rpm 20000/24000 rpm

Net weight / P. netto 3,5 kg

Gross weight / P. lordo 4,5 kg

Dimensions 170 x 170 x 440h mm

Voltage 220-240V • 50-60 hz

Power / Motore 900 W

Rpm 20000/24000 rpm

Net weight / P. netto 3,5 kg

Gross weight / P. lordo 4,5 kg

Dimensions 170 x 170 x 440h mm

Voltage 220-240V • 50-60 hz

Power / Motore 900 W

Rpm 20000/24000 rpm

Net weight / P. netto 3,6 kg

Gross weight / P. lordo 4,6 kg

Dimensions 170 x 170 x 440h mm

Voltage 220-240V • 50-60 hz

Power / Motore 900 W

Rpm 20000/24000 rpm

Net weight / P. netto 4,0 kg

Gross weight / P. lordo 4,9 kg

Dimensions 170 x 170 x 480h mm

Voltage 220-240V • 50-60 hz

Power / Motore 1300 W

Rpm 22000/28000 rpm

Net weight / P. netto 5,5 kg

Gross weight / P. lordo 6,9 kg

Dimensions 170 x 180 x 500h mm

# ICE CRUSHERS V90



V  
90



**Work better**  
One cocktail at a time or an output of 120 kg/h. V90 allows operators to work as is most convenient for them depending on the time of day, serving customers instantly or preparing the crushed ice in advance.

Un cocktail per volta o una produttività da 120 kg/h. V90 consente di lavorare nel modo più comodo a seconda dei momenti della giornata, servendo il cliente all'istante o preparandosi prima il ghiaccio frantumato.



V  
100



The high-performance commercial ice crusher. The all-stainless steel V100 can crush 6kg ice in one minute, putting it at the top of its category. It is designed to work in all safety for the operator thanks to the double automatic shut-off system, which activates upon lifting the lid or upon removing the crushed ice tray.

Il rompighiaccio professionale ad alte prestazioni. Costruito completamente in acciaio inossidabile V100 può frantumare 6kg di ghiaccio in un minuto ponendosi ai massimi livelli della categoria. Progettato per lavorare in condizioni di assoluta sicurezza per l'operatore grazie al doppio sistema di spegnimento automatico che si attiva sollevando il coperchio o rimuovendo il cassetto di raccolta del ghiaccio tritato.

G  
30



The classic ice crusher to obtain fine ice crystals, to prepare syrup based granitas or refreshing drinks. Light alloy for the motor housing, hopper, lever and blade holder; stainless steel for the crushed ice container and blade. The 300W asynchronous motor with thermal cut-out guarantees continuous duty at any time of day. The safety system, activated by lifting the lever, ensures that the operator works in all safety.

Il tritagliaccio classico per ottenere il ghiaccio fine, per la preparazione di granite a base di sciroppo o drink rinfrescanti. Lega leggera per corpo motore, tramoggia, leva e disco porta lama. Acciaio inossidabile per vasca raccogli ghiaccio e lama. Il motore asincrono da 300W termoprotetto garantisce continuità di lavoro in ogni momento della giornata. Il sistema di sicurezza che si attiva sollevando la leva garantisce condizioni di sicurezza per l'operatore.

Voltage 220-240V • 50-60 hz  
Power / Motore 150 W  
Rpm 900 rpm  
Net weight / P. netto 3,9 kg  
Gross weight / P. lordo 5,0 kg  
Dimensions 210 x 230 x 460h mm

Voltage 220-240V • 50-60 hz  
Power / Motore 300 W  
Rpm 68 rpm  
Net weight / P. netto 15,5 kg  
Gross weight / P. lordo 16,8 kg  
Dimensions 240 x 340 x 470h mm

Voltage 220-240V • 50-60 hz  
Power / Motore 300 W  
Rpm 1400 rpm  
Net weight / P. netto 8,7 kg  
Gross weight / P. lordo 10,8 kg  
Dimensions 450 x 210 x 430h mm

# MIXER M98

**0.9L STAINLESS  
STEEL CONTAINER  
COMMERCIAL  
MILK-SHAKER**



**M  
98**



The two agitators consist of a double and a single whisk made of white composite.

I due agitatori sono costituiti da una doppia e una singola ventola in composito bianco.

**M  
98T**



Transparent container  
Contenitore trasparente

Voltage 220-240V • 50-60 hz  
Power / Motore 300 W  
Rpm 15000 rpm  
Net weight / P. netto 3,7 kg  
Gross weight / P. lordo 4,5 kg  
Dimensions 210 x 180 x 485h mm

**M  
98  
/2**



The same features as the model M98 multiplied by two. The possibility of preparing two different recipes simultaneously thanks to two 300W motors, which operate independently.

Le stesse caratteristiche del modello M98 con la possibilità di preparare contemporaneamente due diverse ricette grazie ai due motori da 300W che agiscono in maniera indipendente.

**M  
98T  
/2**



Transparent container  
Contenitore trasparente

Voltage 220-240V • 50-60 hz  
Power / Motore 300+300 W  
Rpm 15000 rpm  
Net weight / P. netto 6,7 kg  
Gross weight / P. lordo 7,7 kg  
Dimensions 210 x 310 x 485h mm

**MP  
98**



M98 wall-mounted version, without the supporting base. Practical and compact, it may be easily wall-mounted in any premises, even in bars or workshops where space is at a premium.

M98 in versione pensile, dotato di supporto per il montaggio a parete. Pratico e compatto, con misure contenute, si adatta facilmente ad ogni locale, anche di piccole dimensioni.

**MP  
98T**



Transparent container  
Contenitore trasparente

Voltage 220-240V • 50-60 hz  
Power / Motore 300 W  
Rpm 15000 rpm  
Net weight / P. netto 2,9 kg  
Gross weight / P. lordo 3,8 kg  
Dimensions 150 x 100 x 440h mm

# SOFT ICE CREAM MIXER

# M 105

**LOW SPEED MIXER TO PREPARE RECIPES BASED ON SOFT ICE CREAM OR FROZEN YOGURT**



**M 105 R**

Removable agitator shaft for use with spoons is available. (Spoons not included). The mixing shaft turns at low speed (1400rpm) for better blending of ingredients and preventing the ice cream or yogurt from melting or separating out. Starting from an ice cream or frozen yogurt base and adding the desired condiments, new recipes can be mixed in less than thirty seconds or new flavours offered also by incorporating different ingredients.

L'albero miscelatore è disponibile anche nella versione per cucchiaino monodose. (Cucchiaini non inclusi). La bassa velocità del miscelatore consente una perfetta miscelazione degli ingredienti ed evita che il gelato o lo yogurt si scioglia o si disaggreghi. Partendo da una base gelato neutra o frozen yogurt ed aggiungendo la guarnitura preferita, in meno di 30 secondi si possono miscelare nuove ricette o proporre nuovi gusti.

Voltage 220-240V • 50-60 hz  
Power / Motore 250 W  
Rpm 1400 rpm  
Net weight / P. netto 8,0 kg  
Gross weight / P. lordo 9,3 kg  
Dimensions 250 x 175 x 540h mm



**G 110 COMBINED UNITS**



G110 is the solution that incorporates several machines in one product. Three appliances with the advantage of concentrating the work area into a small space.

Ice-shaver, an automatic citrus juicer and a blender combined together. Light alloy cast body. Separate motors: asynchronous for ice-shaver and juicer, and universal for blender.

## GRUPPO MULTIPLO

G110 è la soluzione che aggrega più macchine in uno stesso prodotto.

Tre servizi raccolti in un unico prodotto, con il vantaggio di concentrare la zona di lavoro in poco spazio.

Tritaghiaccio, spremiagrumi a leva e frullatore. Struttura in lega leggera lucida. Motori indipendenti: asincroni su tritagliaccio e spremiagrumi, universale sul frullatore.

Voltage 220-240V • 50-60 hz  
Power / Motore 300+300+900 W  
Net weight / P. netto 21,5 kg  
Gross weight / P. lordo 23,0 kg  
Dimensions 530 x 330 x 480h mm

**Q S1 ICE CREAM PRESS**



This is the press for easily shaping ice cream. Made in light alloy, it is reliable and safe thanks to the reinforced nylon gears that do not rust and remain intact even after a long period of use. QS1 comes complete with insert for preparing spaghetti ice cream. A full range of accessories for preparing many other shapes is available on request.

## PRESSAGELATO

È la pressa per modellare il gelato con facilità. Costruito in lega leggera, è affidabile e sicuro grazie agli ingranaggi in nylon rinforzato che si mantengono compatti anche dopo molto tempo e non creano problemi di ossidazione. QS1 viene fornito completo di trafilatura per la preparazione di spaghetti gelato. A richiesta è disponibile una gamma completa di accessori con cui si possono preparare molte altre varianti.

Net weight / P. netto 2,5 kg  
Gross weight / P. lordo 3,5 kg  
Dimensions 180 x 390 x 545h mm



**HAND MADE  
IN VENICE  
WORKS AROUND  
THE WORLD**

**Ceado srl**

Spinea - Venezia, Italy  
Via della Costituzione, 111  
T +39 041 5030767  
F +39 041 5038413  
info@ceado.com  
[www.ceado.com](http://www.ceado.com)



**think strong, work better**



**Photo by:**  
Lorenzo Barutta

**Special thanks to:**  
Palazzo delle Misture  
Al Quèrto  
Arte in Cucina  
Gelateria Caffetteria Marina  
Devoción USA

**Certifications list**



© Ceado srl - all rights reserved - 01/2020.


Data are indicative, referred to our internal tests.  
Designs and specifications of the products in this catalogue  
can be modified without prior notice.

*I dati riportati sono indicativi, riferiti a test interni.  
L'azienda si riserva di modificare in qualunque momento  
e senza preavviso le caratteristiche dei prodotti.*



Management  
System  
ISO 9001:2015

[www.ceado.com](http://www.ceado.com)  
ID 9128637821







**Ceado**



[www.ceado.com](http://www.ceado.com)

